

Annexure IX

CRYSTAL CROP PROTECTION LIMITED CIN: U01403GJ1994PLC097033

Form MGT-9

Extract of Annual Return as on Financial Year Ended March 31, 2018

[Pursuant to Section 92(3) of the Companies Act, 2013 and rule 12(1) of the Companies (Management and Administration) Rules, 2014]

I. REGISTRATION AND OTHER DETAILS:

i.	CIN	U01403GJ1994PLC097033
ii.	Registration Date	13/07/1994
iii.	Name of the Company	Crystal Crop Protection Limited
iv.	Category/Sub-Category of the Company	Company limited by Shares/Non-govt company
v.	Address of the Registered office and contact details	206, 2 nd Floor, Span Trade Centre, Opp. Kochrab Gandhi Ashram, Near Paldi Char Rasta Ashram Road, Ellisbridge Ahmedabad -380006 Contact detail: +91 79 2657 8923
vi.	Whether listed company	No
vii.	Name, Address and Contact details of Registrar and Transfer Agent, if any	Link Intime India Private Limited C-101, 1st Floor, 247 Park Lal Bahadur Shastri Marg Vikhroli (West) Mumbai 400 083 Tel: +91 22 4918 6200

II. PRINCIPAL BUSINESS ACTIVITIES OF THE COMPANY:

All the business activities contributing 10% or more of the total turnover of the company shall be stated: -

Sr. No.	Name and Description of main products/ services	NIC Code of the Product/ service	% to total turnover of the company
1	Agro Chemicals and Agri equipment's	2021	100%

III. PARTICULARS OF HOLDING, SUBSIDIARY AND ASSOCIATE COMPANIES:

Sr. No.	Name and Address of the Company	CIN/GLN	Holding/ Subsidiary /Associate	% of shares held	Applicable Section
1.	Nexus Crop Science Private Limited 206, 2 nd Floor, Span Trade Centre, Opp. Kochrab, Gandhi Ashram, Near Paldi Char Rasta Ashram Road, Ellisbridge, Ahmedabad 380006	U24129GJ2013PTC073828	Subsidiary	100	2(87)
2.	Lotus Global Pte. Ltd. 60, Paya Lebar Road, # 08-43, Paya Lebar Square, Singapore 409051	NA	Subsidiary	100	2(87)




3.	Crystal Crop Protection (Australia) Pty Ltd MLC Centre Level 22, 19-29, Martin Place, Sydney, New South Wales, 2000	NA	Subsidiary	100	2(87)
4.	Crystal Crop Protection South Africa (Pty) Ltd 5th Floor, The Spinnaker, Albert Terrace, Durban, 4001, P O Box 11800, Marine Parade, 4056	NA	Subsidiary	100	2(87)


IV. SHAREHOLDING PATTERN (Equity Share Capital Breakup as percentage of Total Equity):

i. Category-wise Share Holding:

Category of Shareholders	No. of Shares held at the beginning of the year				No. of Shares held at the end of the year				% Change during the year
	Demat	Physical	Total	% of Total Shares	Demat	Physical	Total	% of Total Shares	
A. Promoter									
<i>1) Indian</i>									
a) Individual / HUF	99376640	0	99376640	65.56	130247314	0	130247314	91.19	25.63
b) Central Govt	NIL								
c) State Govt(s)	NIL								
d) Bodies Corp	39622131	0	39622131	26.14	NIL	NIL	NIL	NIL	26.14
e) Banks / FI	NIL								
f) Any Other (Trust)	NIL								
Sub-total (A)(1):	138998771	0	138998771	91.7	130247314	0	130247314	91.19	0.51
<i>2) Foreign</i>									
a) NRIs- Individuals	NIL								
b) Other- Individuals	NIL								
c) Bodies Corp.	4997773	0	4997773	3.30	4997773	0	4997773	3.49	0.19
d) Banks / FI	NIL								
e) Any Other....	NIL								
Sub-total (A)(2):	4997773	0	4997773	3.30	4997773	0	4997773	3.49	0.19
Total Shareholding of Promoter (A) = (A)(1) + (A)(2)	143996544	0	143996544	95.00	135245087	0	135245087	94.69	0.31
B. Public Shareholding									
<i>1. Institutions</i>									
a) Mutual Funds	NIL								
b) Banks / FI	NIL								



c) Central Govt	NIL									
d) State Govt(s)	NIL									
e) Venture Capital Funds	NIL									
f) Insurance Companies	NIL									
g) FIs	NIL									
h) Foreign Venture Capital Funds	NIL									
i) Others (specify)	NIL									
Sub-total (B)(1)	NIL									
2. Non - Institutions										
a) Bodies Corp. (i) Indian (ii) Overseas	NIL									
b) Individuals (i) Individual shareholders holding nominal share capital upto Rs. 1 lakh (ii) Individual shareholders holding nominal share capital in excess of Rs 1 lakh	NIL									
c) Others (Crystal Crop Protection Employees Welfare Trust)	7578768	0	7578768	5.00	7578768	0	7578768	5.30	0.30	
Sub-total (B)(2)	7578768	0	7578768	5.00	7578768	0	7578768	5.30	0.30	
Total Public Shareholding (B)=(B)(1) + (B)(2)	7578768	0	7578768	5.00	7578768	0	7578768	5.30	0.30	
C. Shares held by Custodian for GDRs & ADRs	NIL									
Grand Total (A+B+C)	151575312	0	151575312	100	142823855	0	142823855	100	NIL	




ii. *Shareholding of Promoters:*

Sr. No	Shareholder's Name	Shareholding at the beginning of the year			Shareholding at the end of the year			% change in shareholding during the year
		No. of Shares	% of total Shares of the company	% of Shares Pledged/ Encumbered to total shares	No. of Shares	% of total Shares of the company	% of Shares Pledged / encumbered to total shares	
1.	Kanak Aggarwal	75623680	49.89	Nil	75874455	53.12	Nil	3.23
2.	Nand Kishore Aggarwal	6956800	4.59	Nil	6956800	4.87	Nil	0.28
3.	Ankur Aggarwal	4537600	2.99	Nil	4537600	3.18	Nil	0.19
4.	Komal Aggarwal	2734080	1.80	Nil	33353979	23.35	Nil	21.55
5.	Nand Kishore Aggarwal, Karta, Nand Kishore Aggarwal (HUF)	9524480	6.28	Nil	9524480	6.67	Nil	0.28
6.	M/s Aviral Chemicals Private Limited*	21831680	14.40	Nil	Nil	Nil	Nil	14.40
7.	M/s Jai Shree Crop Science Private Limited*	9008640	5.94	Nil	Nil	Nil	Nil	5.94
8.	Redson Cropcare Private Limited*	8781811	5.79	Nil	Nil	Nil	Nil	5.79

*Companies got amalgamated with Crystal Crop Protection Limited vide NCLT order dated 27/10/2017

iii. *Change in Promoters' Shareholding (please specify, if there is no change):*

Sr. no		Shareholding at the beginning of the year		Cumulative Shareholding during the year	
		No. of shares	% of total shares of the company	No. of shares	% of total shares of the company
	At the beginning of the year	138998771	91.7	138998771	91.7
	Date wise Increase / Decrease in Promoters' Shareholding during the year specifying the reasons for increase / decrease (e.g. allotment / transfer / bonus/ sweat equity etc):	-	-	39622131 are cancelled and 30870674 are allotted pursuant to amalgamated. Promoter Companies got amalgamated with Crystal Crop Protection Limited	0.51
	At the End of the year	-	-	130247314	91.19



iv. *Shareholding Pattern of top ten Shareholders (other than Directors, Promoters and Holders of GDRs and ADRs):*

S. No		Shareholding at the beginning of the year		Cumulative Shareholding during the year	
		No. of Shares	% of total shares of the Company	No. of Shares	% of total shares of the Company
	For Each of the top 10 shareholders				
	At the beginning of the year	NIL			
	Date wise Increase / Decrease in Promoters' Shareholding during the year specifying the reasons for increase / decrease (e.g. allotment / transfer / bonus/ sweat equity etc):				
	At the End of the year				

v. *Shareholding of Directors and Key Managerial Personnel:*

S. No		Shareholding at the beginning of the year		Cumulative Shareholding during the year	
		No. of Shares	% of total shares of the Company	No. of Shares	% of total shares of the Company
	For Each of the Directors and KMP				
	At the beginning of the year	11494400	7.58	11494400	7.58
	Date wise Increase / Decrease in Promoters' Shareholding during the year specifying the reasons for increase / decrease (e.g. allotment / transfer / bonus/ sweat equity etc):	NIL	0.47		0.47
			Increased because of merger		Increased because of merger
	At the End of the year	11494400	8.05	11494400	8.05

V. INDEBTEDNESS:

Indebtedness of the Company including interest outstanding/ accrued but not due for payment:

(Figures in million)

	Secured Loans excluding deposits	Unsecured Loans	Deposits	Total Indebtedness
Indebtedness at the beginning of the financial year				
i) Principal Amount	1862.78	--	--	1862.78
ii) Interest due but not paid	--	--	--	--
iii) Interest accrued but not due	--	--	--	--
Total (i+ii+iii)	1862.78	--	--	1862.78
Change in Indebtedness during the financial year				
- Addition	1757.44	200.00	--	1957.44
- Reduction	(50.05)	--	--	(50.05)
Net Change	1707.39	200.00	--	1907.39



Indebtedness at the end of the financial year				
i) Principal Amount	3570.17	200.00	--	3770.17
ii) Interest due but not paid	--	--	--	--
iii) Interest accrued but not due	--	--	--	--
Total (i+ii+iii)	3570.17	200.00	--	3770.17




I. REMUNERATION OF DIRECTORS AND KEY MANAGERIAL PERSONNEL:

A. Remuneration to Managing Director, Whole-time Directors and/or Manager:

Rs. In Million

Sl. No.	Particulars of Remuneration	Name of MD/WTD/ Manager						Total Amount
		Mr. Nand Kishore Aggarwal Executive Chairman	Mr. Ankur Aggarwal Managing Director	Mr. Sharad Venkta* Executive Director	Mr. Arvind Kumar Tyagi* Executive Director	Mr. Anil Jain** Executive Director- Strategy & Operations	Mr. Mohit Kumar Goel*** Whole-time Director	
1.	Gross salary							
	a. Salary as per provisions contained in section 17(1) of the Income-tax Act, 1961	22.50	23.13	10.04	0.74	1.63	0.25	58.29
	b. Value of perquisites u/s 17(2) Income-tax Act, 1961	--	--	--	--	--	--	--
	c. Profits in lieu of salary under section 17(3) Income- tax Act, 1961	--	--	--	--	--	--	--
2.	Stock Option	--	--	--	--	--	--	--
3.	Sweat Equity	--	--	--	--	--	--	--
4.	Commission - as % of profit - others, specify...	--	--	--	--	--	--	--
5.	Others, please specify	--	--	--	--	--	--	--
	Total (A)	22.50	23.13	10.04	0.74	1.63	0.25	58.29
	Ceiling as per the Act	Rs. 192.14 Million (being 10% of the net profits of the company calculated as per section 198 of the Companies Act, 2013)						



*Director upto February 16, 2018.

** Appointed as the Executive Director – Strategy and Operations in Fiscal 2018. Anil Jain was associated with the Company on a retainership basis prior to his appointment as an Executive Director – Strategy and Operations, of our Company, and was paid a retainership fee of ₹ 9.33 million in Fiscal 2018 (up to January 31, 2018).

*** Appointed as Whole-time Director in Fiscal 2018, w.e.f February 16, 2018.

B. Remuneration to other directors:

Sl. No.	Particulars of Remuneration	Name of Director						Total Amount
		Mr. Dhanpal Arvind Jhaveri*	Mr. Rajesh Narain Gupta**	Mr. Sartaj Sewa Singh***	Mr. Chetan Desai**	Ms. Sangeeta Kapiljit Singh**		
	<u>Independent Directors</u>							
	· Fee for attending board committee meetings	0.04	0.28	0.28	0.28	0.20	1.08	
	· Commission	--	--	--	--	--	--	
	· Others, please specify	--	--	--	--	--	--	
	Total (1)	0.04	0.28	0.28	0.28	0.20	1.08	
	<u>Other Non-Executive Directors</u>							
	· Fee for attending board / committee meetings	--	--	--	--	--	--	
	· Commission	--	--	--	--	--	--	
	· Others, please specify	--	--	--	--	--	--	
	Total (2)	--	--	--	--	--	--	
	Total (B) = (1+2)	0.04	0.28	0.28	0.28	0.20	1.08	
	TOTAL REMUNERATION [(TOTAL(A))+TOTAL(B)]	0.04	0.28	0.28	0.28	0.20	1.08	
	Overall Ceiling as per the Act	Overall ceiling as per the Act is not applicable to Sitting fee paid to non-executive directors.						

*Director upto February 16, 2018

**Appointed with effect from February 16, 2018



C. Remuneration to Key Managerial Personnel other than MD/Manager /WTD:

Sl. no.	Particulars of Remuneration	Key Managerial Personnel			
		CEO	Dinesh Kumar Gupta (Company Secretary)*	Sumeet Sood (CFO)	Total
1.	Gross salary a. Salary as per provisions contained in section 17(1) of the Income-tax Act, 1961 b. Value of perquisites u/s 17(2) Income-tax Act, 1961 c. Profits in lieu of salary under section 17(3) Income-tax Act, 1961	--	1.68	10.24	11.92
2.	Stock Option	--	-	--	-
3.	Sweat Equity	--	-	--	-
4.	Commission - as % of profit - others, specify...	--		--	
5.	Others, please specify	--		--	
6.	Total		1.68	10.24	11.92

*Appointed as Company Secretary w.e.f February 16, 2018

II. PENALTIES/PUNISHMENT/COMPOUNDING OF OFFENCES:

Type	Section of the companies Act	Brief description	Details of Penalty/ Punishment/Compounding fees imposed	Authority [RD /NCLT/Court]	Appeal made. If any (give details)
A. Company					
Penalty			NIL		
Punishment					
Compounding					
B. Directors					
Penalty			NIL		
Punishment					
Compounding					
C. Other Officers in Default					
Penalty			NIL		
Punishment					
Compounding					

May 29, 2018
New Delhi



For and on behalf of the Board of Directors

(Signature)
Nand Kishore Aggarwal
Executive Chairman

(Signature)